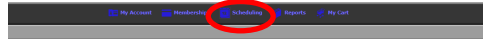


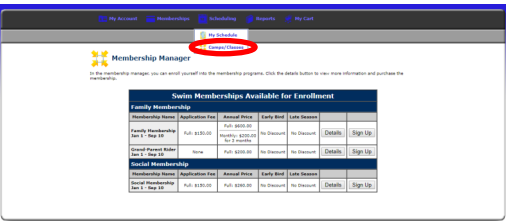
Non-Member Swim Lesson Registration



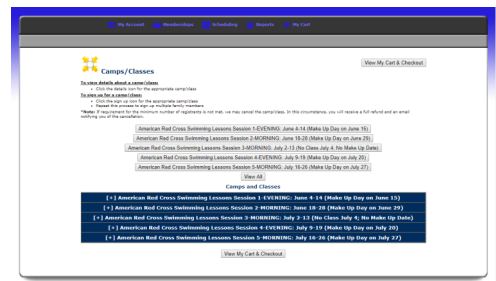
Follow the link given to create an account in eSoftPlanner:

<https://www.esoftplanner.com/v3/planner/camps.php?access=0dG81LSVxNmo65a1uGl4sZuIog==>

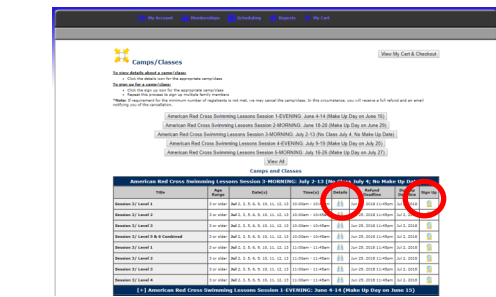
In the set up process it will prompt you to purchase a membership. If you are not interested in a membership, simply click 'Scheduling' in the menu bar along the top.



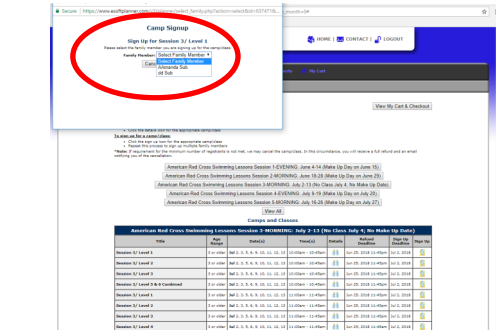
Click Camps and Classes



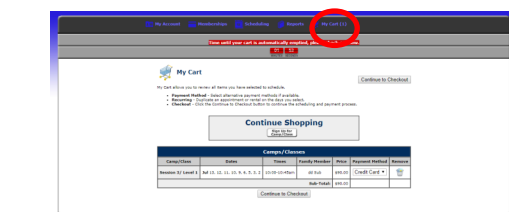
Choose your session



Choose your class (level and time). Click on the binoculars for more details about the class. Click on the globe to sign up.



Decide which swimmer you want in that level and time block from the drop down menu. You have already added the swimmers to your family account in the set up process.



Go to the cart to pay

